



Universidad de Oviedo



EN
English



SOFTWARE
ARCHITECTURE

Software Architecture

Lab. 11

Load testing

Other tests...

2021-22

Jose Emilio Labra Gayo
Pablo González
Irene Cid
Hugo Lebrede

What are load tests?

Measure performance under normal or anticipated peak load conditions

Example: Several concurrent users

Goal: Anticipate possible failures
verify work load of some system



What can we test

- Web applications (Http/https)
- SOAP/REST Web Services
- FTP
- Databases (JDBC)
- LDAP
- Mail (SMTP, POP3, IMAP)
- Java Objects
- Etc.

Why should we do load tests?

- Anticipate performance problems
- Detect bottlenecks
- Prove quality attributes

Load testing tools

Gatling

Apache Jmeter ()

Locust.io (<http://locust.io/>)

Artillery.io ()

goReplay

Loader.io

BlazeMeter

Blitz ...

Step by step guide:

https://github.com/pglez82/asw2122_o/tree/master/webapp#load-testing-gatling

Gatling

Written in Scala

JVM compatible

Embedded DSL for testing

Easy to use

Light



Download & installation

<http://gatling.io>

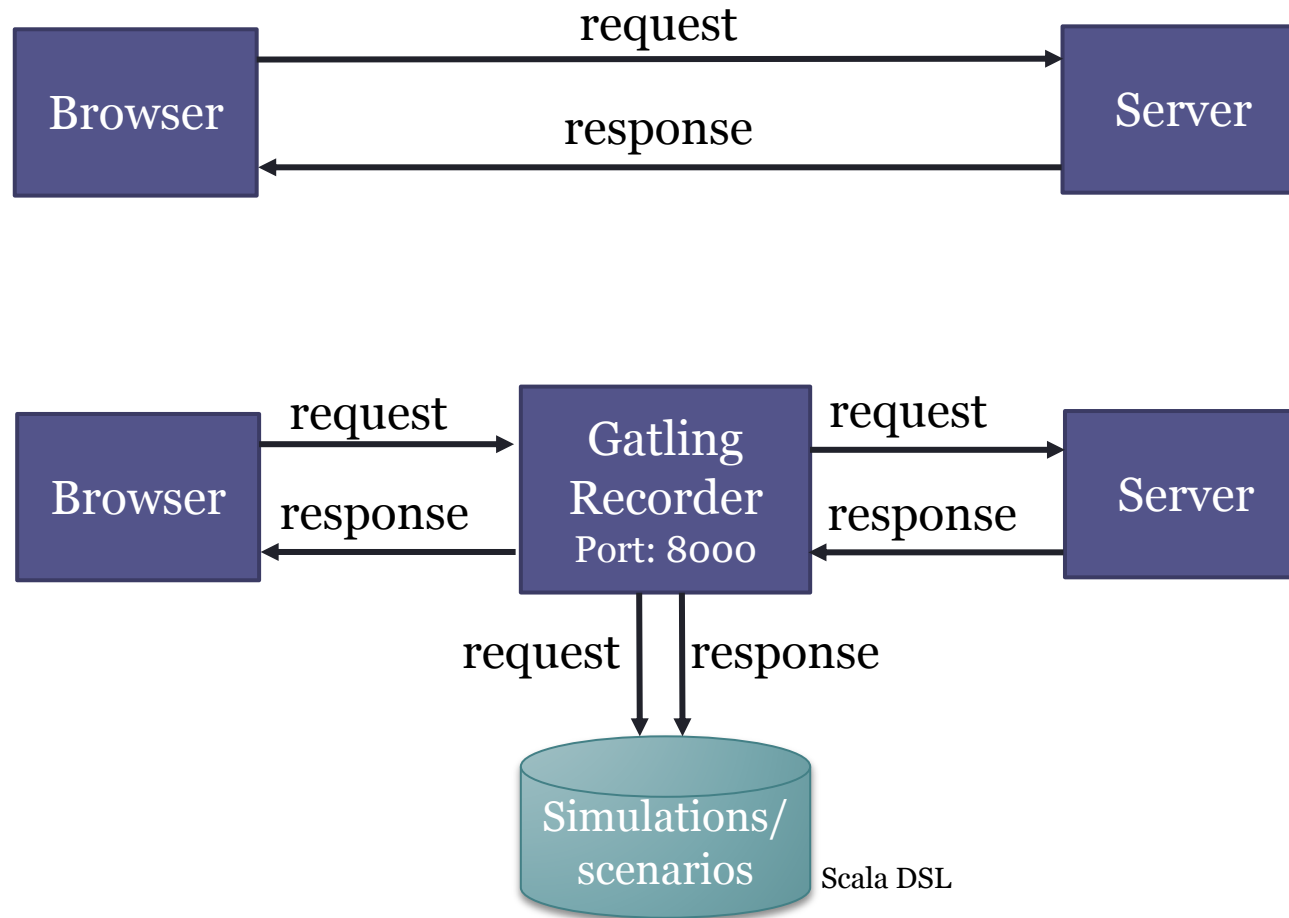
It needs Java 8 installed

2 scripts:

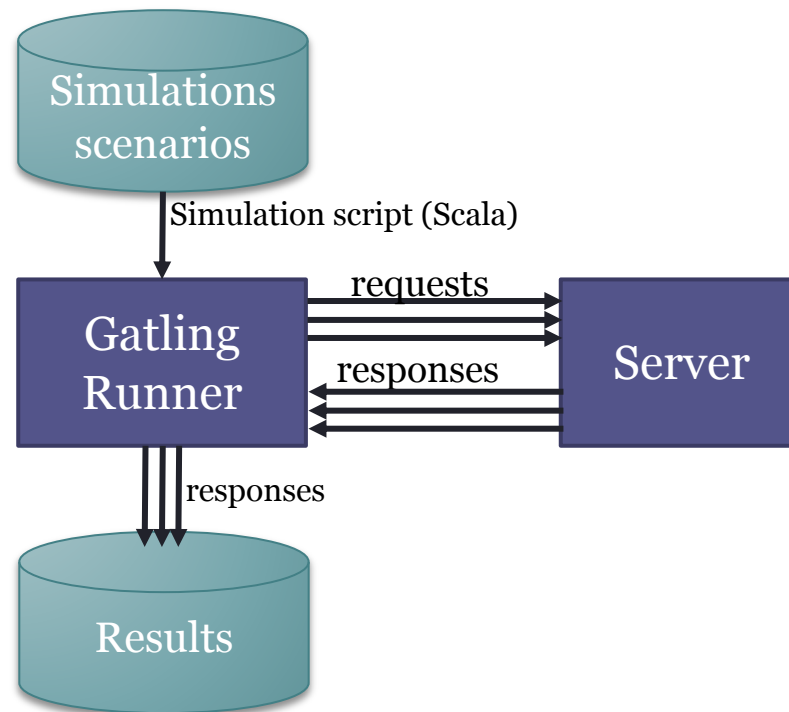
Recorder.sh/Recorder.bat

Gatling.sh/Gatling.bat

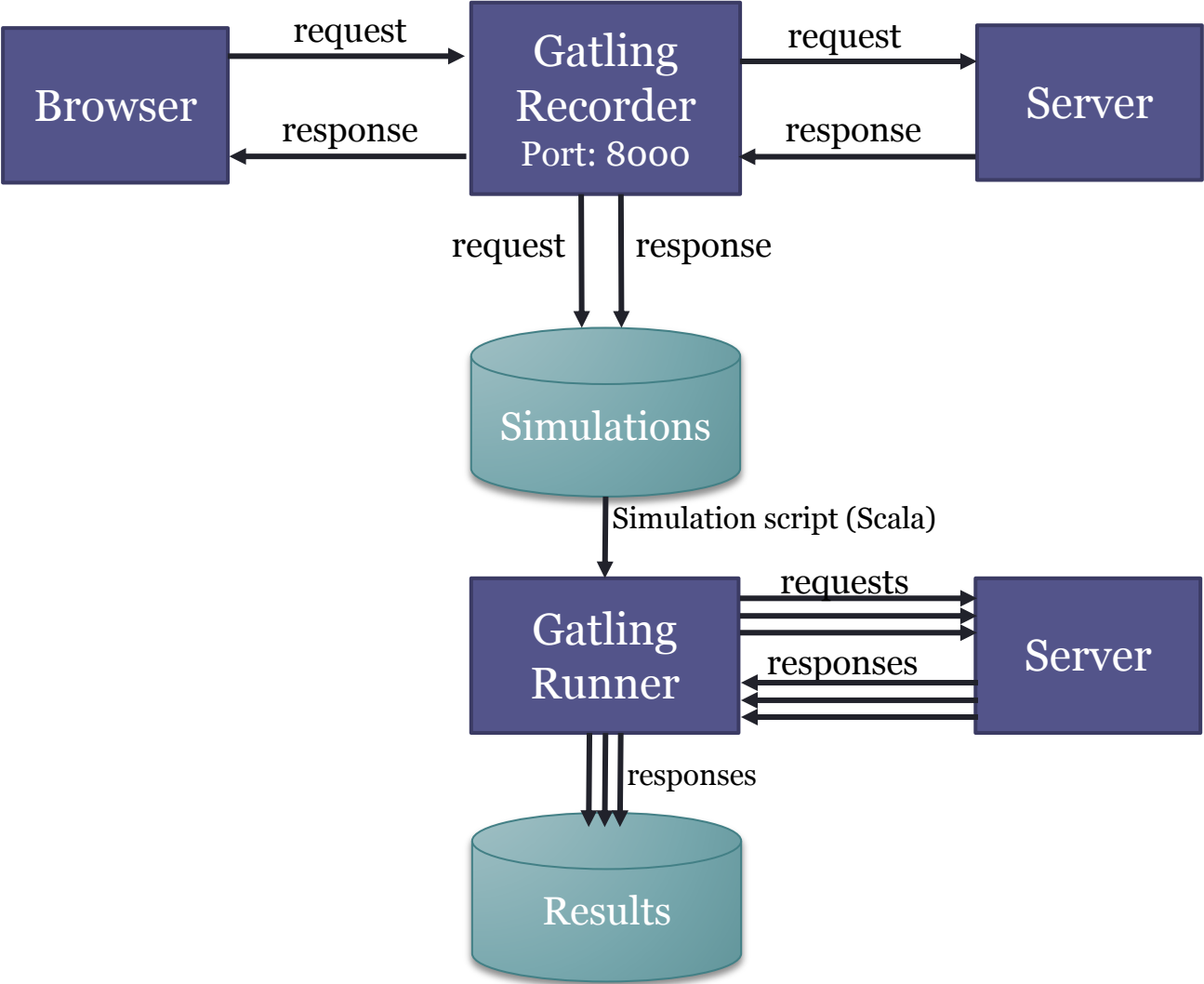
Gatling recorder



Gatling runner



Workflow



Gatling: Recorder

Test case: dede

Launch recorder

```
pablo@ZenBookUX431DAUM431DAddc5ed2c:~/Programas/gatling-charts-highcharts-bundle-3.7.3/bin$ ./recorder.sh
GATLING_HOME is set to /home/pablo/Programas/gatling-charts-highcharts-bundle-3.7.3
```

Recorder setup

- Generate the certificates
- Import the certificate to Firefox
- Configure the port
- Other configuration:
 1. Package: packagename
 2. Name: SimulationName
 3. Follow Redirects ☒
 4. Automatic Referers ☒
 5. Strategy: Black list first
 6. Blacklist: *.*.css, *.*.js, etc

Gatling Recorder - Configuration

Recorder mode
 HTTP Proxy

Network
 Listening port*: localhost HTTP/HTTPS 8000 HTTPS mode: Certificate Authority Generate CA
 CA Certificate: hcharts-bundle-3.7.3/gatlingCA.cert.pem Browse CA Private Key: hcharts-bundle-3.7.3/gatlingCA.key.pem Browse
 Outgoing proxy: host: HTTP HTTPS Username Password

Simulation Information
 Package: dede Class Name*: UserList1 Format*: Scala
☒ Follow Redirects? ☒ Infer HTML resources? ☒ Automatic Referers? ☒ Remove cache headers?
☐ Use Class Name as request prefix? ☐ Use HTTP method and URI as request postfix? ☐ Save & check response bodies?

Output
 Simulations folder*: /home/pablo/Programas/gatling-charts-highcharts-bundle-3.7.3/user-files/simulations Browse
 Encoding: Unicode (UTF-8)

Filters
 Java regular expressions that match the entire URI
 AllowList DenyList Enable Filters ☒
 + - Clear + - Clear No static resources
 Save preferences ☐ Start!

Configure Proxy

localhost:8000

For all addresses, included localhost

In case of HTTPS, the certificate must be configured



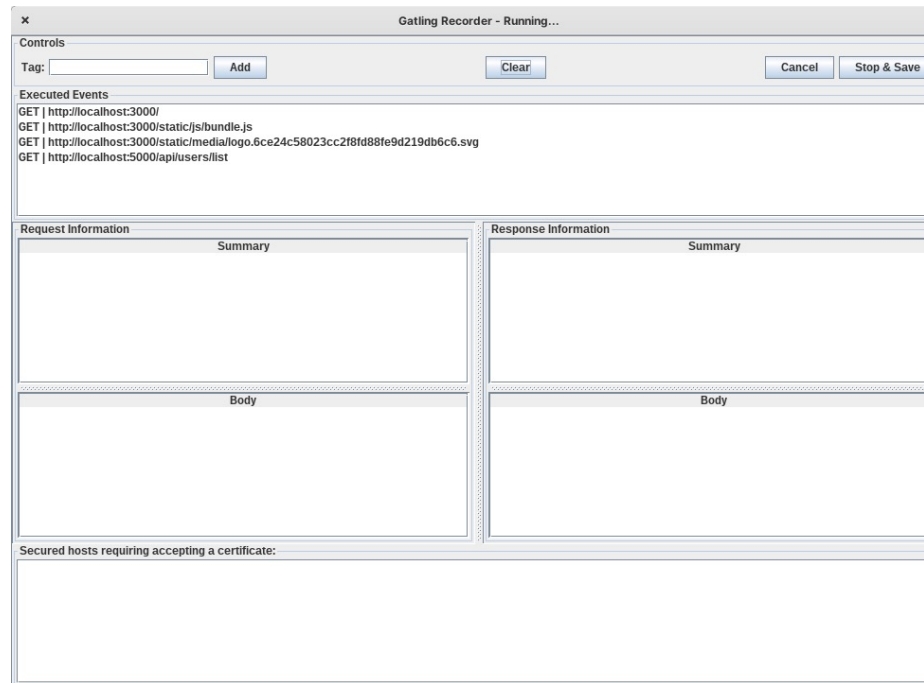
For localhost in Firefox, set:
`network.proxy.allow_hijacking_localhost` to true in `about:config`

Gatling: Recorder

Browser > Web Proxy > localhost:8000

Recorder: Start

- After starting, open the website and perform the actions that you want to be part of the test
- After finishing press Stop
- Actions will be recorded in **Scala** language
- The simulation will be saved under the directory *user-files/simulations*



Simulation Example

- In this case we only have loaded the main page of the application and added one user
- Note the last line of the test, we can adjust the load here
- Obviously, tests can be much more complicated, performing multiple actions in the system

https://github.com/pglez82/asw2122_o/blob/master/webapp/loadtestexample/GetUsersList.scala

How-to configure the number of users...

Injection profile

Control how users are injected in your scenario

Injection steps

nothingFor

atOnceUsers

rampUsers

constantUsersPerSec

rampUsersPerSec

splitUsers

heavisideUsers

2 users per second during 60 seconds

- 120 users arriving at the rate of 2 users/second
- They execute a given script

```
...  
setUp(  
    scn.inject(constantUsersPerSec(2) during (60 seconds) randomized)  
).protocols(httpProtocol)
```


Triggering Gatling

Run script: `gatling.sh/.bat`

choose the class with the previous script

Configure ID and description

In the execution we can see the textual progress

At the end, an HTML file is generated

It contains graphical load test analysis

Triggering Gatling

Run Gatling (/bin/gatling.sh) and choose the scenario

```
pablo@ZenBookUX431DAUM431DAddc5ed2c:~/Programas/gatling-charts-highcharts-bundle-3.7.3/bin$ ./gatling.sh
GATLING_HOME is set to /home/pablo/Programas/gatling-charts-highcharts-bundle-3.7.3
Choose a simulation number:
[0] computerdatabase.BasicSimulation
[1] computerdatabase.advanced.AdvancedSimulationStep01
[2] computerdatabase.advanced.AdvancedSimulationStep02
[3] computerdatabase.advanced.AdvancedSimulationStep03
[4] computerdatabase.advanced.AdvancedSimulationStep04
[5] computerdatabase.advanced.AdvancedSimulationStep05
[6] dede.UserList1
```

Simulation output

```
=====
2022-04-13 15:26:34                               19s elapsed
---- Requests -----
> Global (OK=315 K0=0 )
> request_0 (OK=45 K0=0 )
> request_3 (OK=45 K0=0 )
> request_1 (OK=45 K0=0 )
> request_2 (OK=45 K0=0 )
> request_4 (OK=45 K0=0 )
> request_5 (OK=45 K0=0 )
> request_6 (OK=45 K0=0 )

---- UserList1 -----
[#####]100%
      waiting: 0      / active: 0      / done: 45
=====
```

Gatling: Reports

Two types of reports are generated:

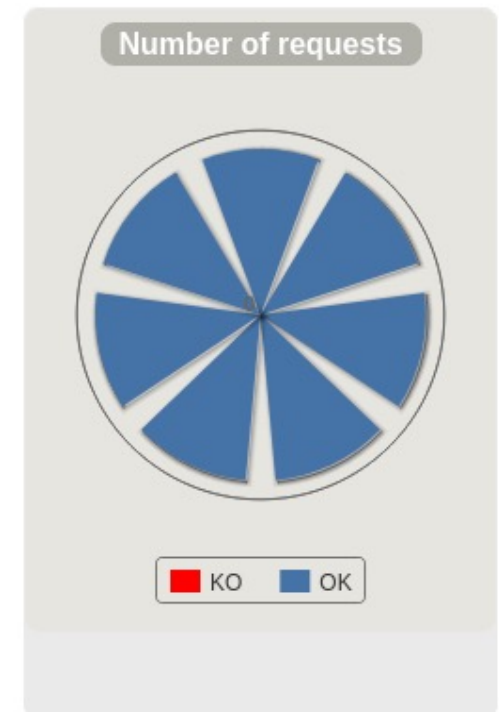
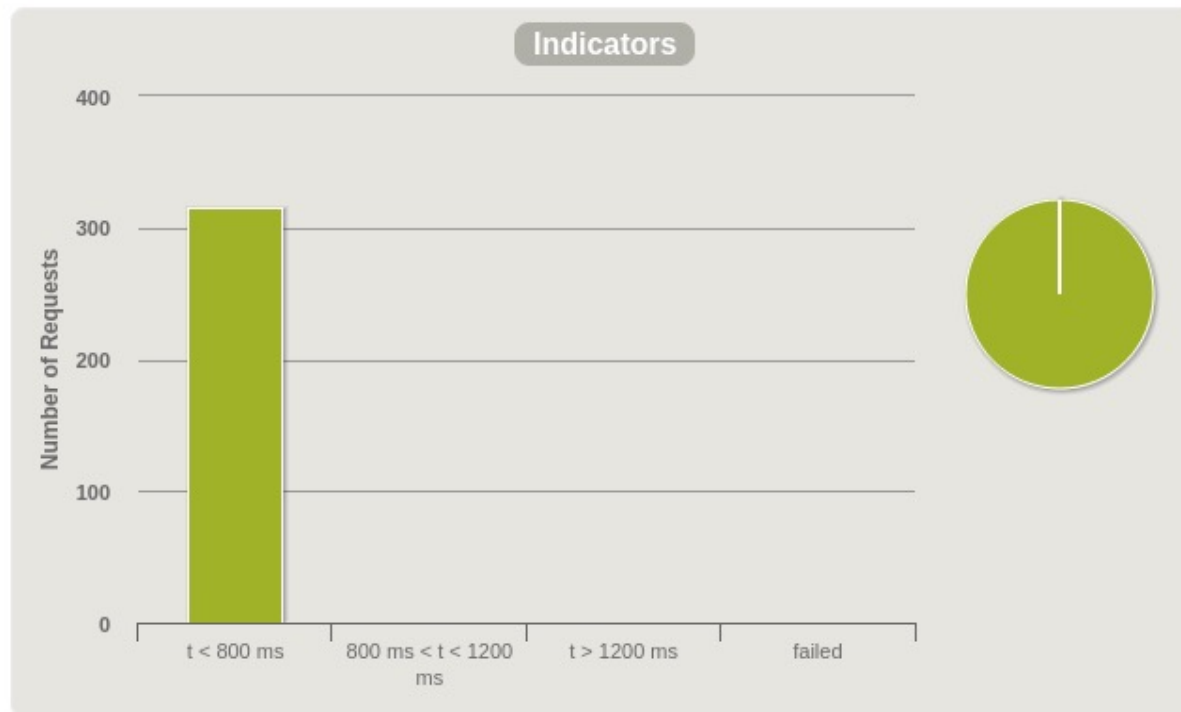
- A text report in the console

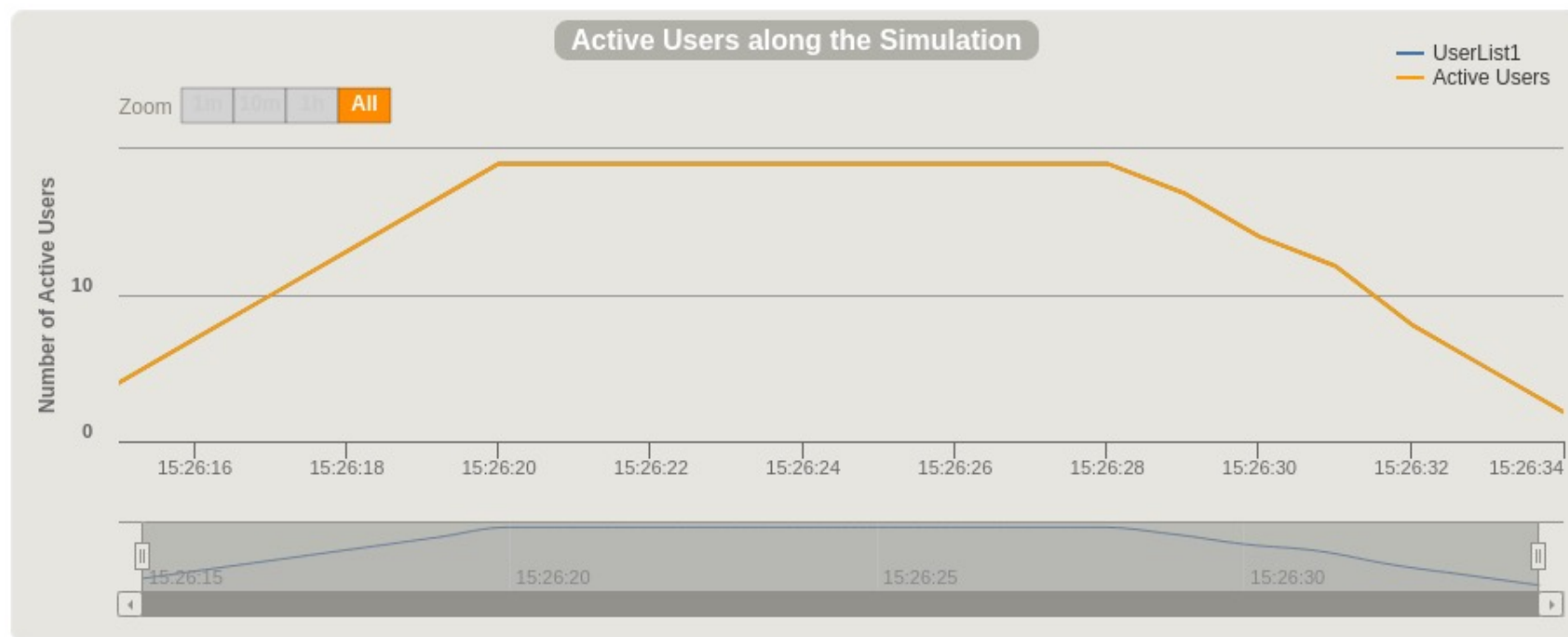
```
=====
---- Global Information -----
> request count                      315 (OK=315    KO=0    )
> min response time                  1 (OK=1     KO=-    )
> max response time                  20 (OK=20    KO=-    )
> mean response time                  4 (OK=4     KO=-    )
> std deviation                       2 (OK=2     KO=-    )
> response time 50th percentile       3 (OK=3     KO=-    )
> response time 75th percentile       5 (OK=5     KO=-    )
> response time 95th percentile       7 (OK=7     KO=-    )
> response time 99th percentile      10 (OK=10    KO=-    )
> mean requests/sec                  15.75 (OK=15.75 KO=-    )
---- Response Time Distribution -----
> t < 800 ms                         315 (100%)
> 800 ms < t < 1200 ms                0 (  0%)
> t > 1200 ms                        0 (  0%)
> failed                             0 (  0%)
=====
```

Gatling: Reports

- An html (and more detailed) report:

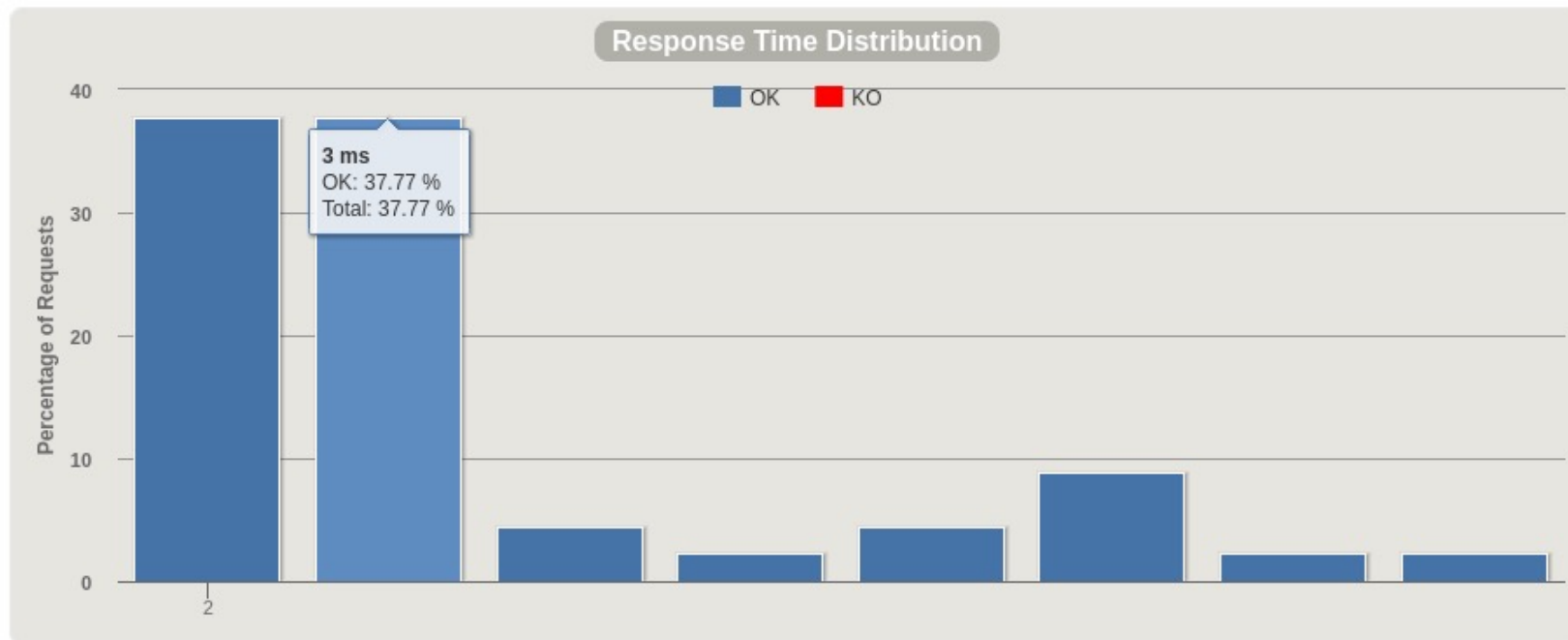
> Global Information





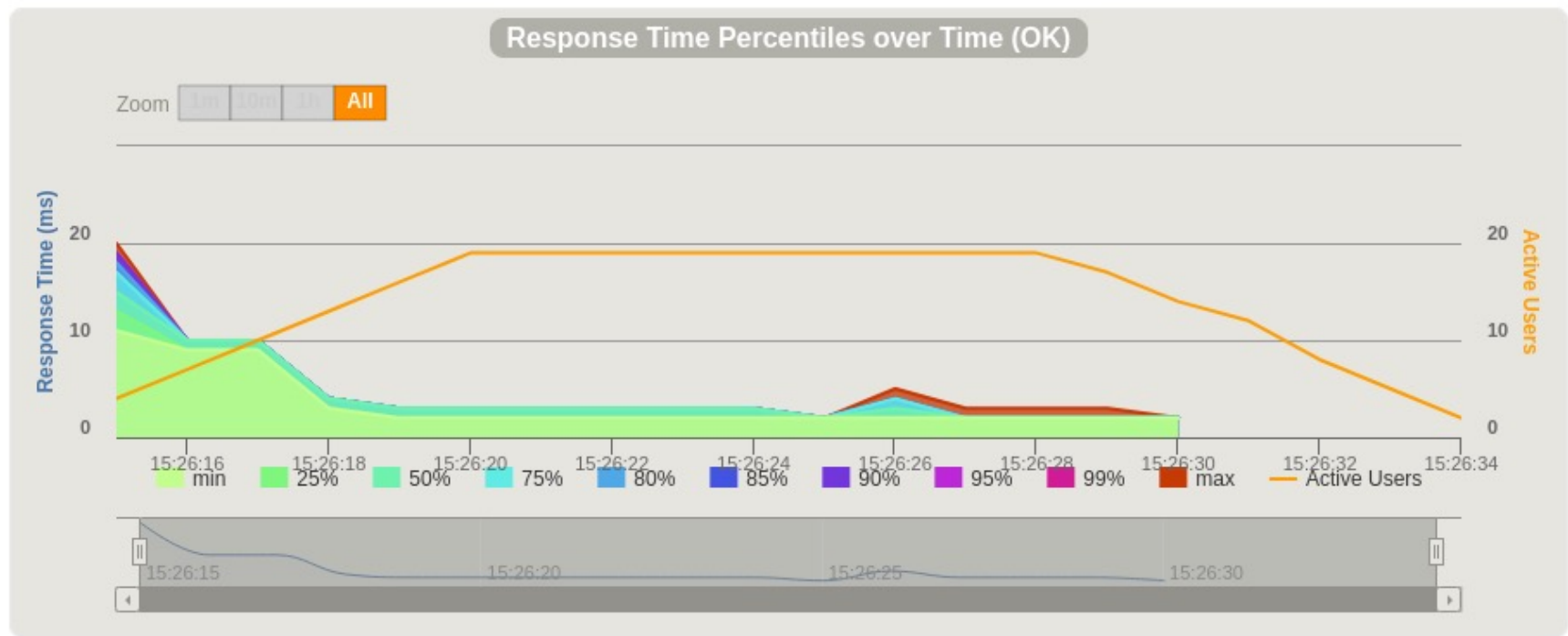
Active Users along the Simulation

It displays the number of active users (sending requests and receiving responses) along the simulation time. This measure can be related to others such as response times and number of requests.



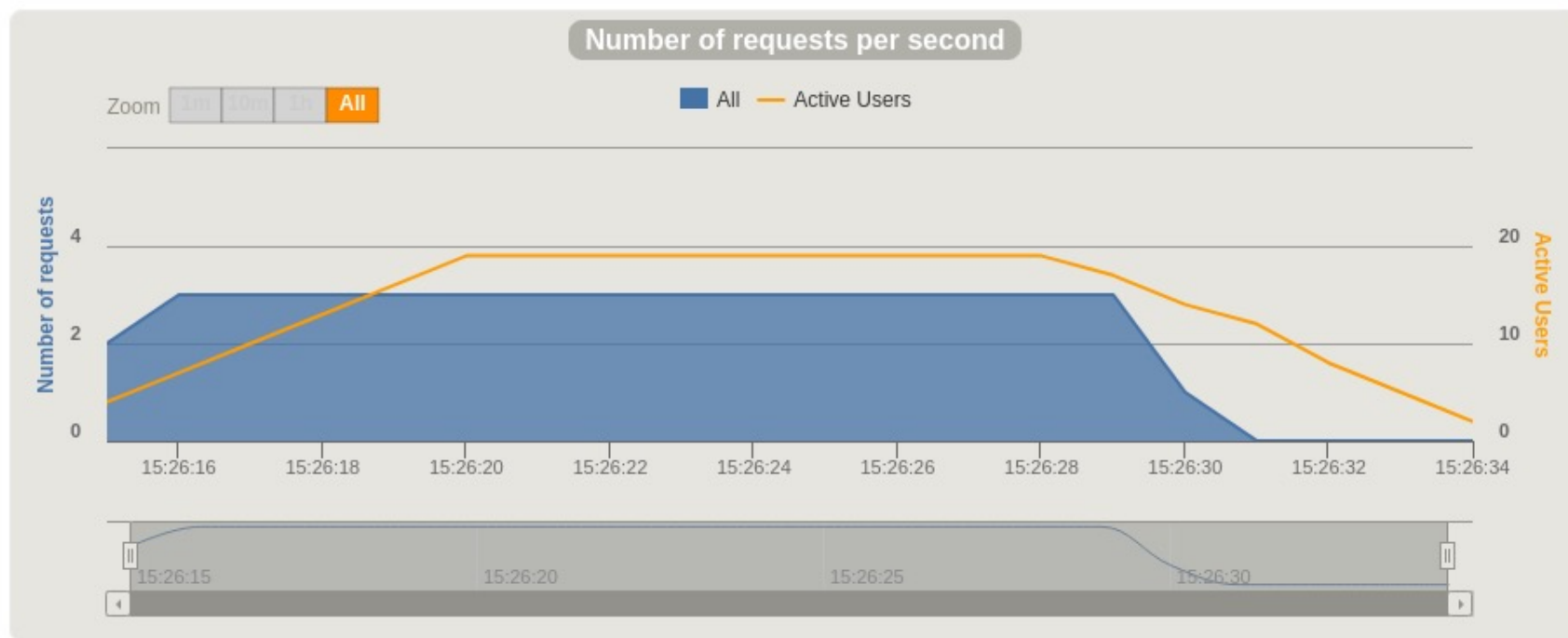
Response Time Distribution

This chart shows you the percentage of all requests made during your test run on the Y axis. It will include both successes and failures. All of the Y values should add up to 100%. The response time (the time it takes to request the page and send data back to the server to acknowledge you received it) is on the x axis. As you increase load on the server, you should see the data on this chart move farther to the right (response times will get slower).



Response Time Percentiles over Time

This is similar to Response Time Distribution, but it shows you the data over a longer period of time to assess how your system behaves when under a sustained load. For example, 200 users accessing various web pages over the course of 5 minutes.



Requests/responses per second

The number of times you make a request for a resource from the server per second. For example, if you simulate 200 users accessing one file on a server all at the same time once a second, you'll have 200 requests/responses per second.

Gatling concepts & DSL

Simulation: Description of a load test

Defines method `setUp`

Scenario: Represents users' behaviours

It is possible to inject users to scenarios

Several possibilities:

`nothingFor`

`atOnceUsers`

`rampUsers`

`constantUsersPerSec`

...

Protocols: set protocol definitions (usually http)

Assertions: Verify some statistics

Can be used for continuous integration

Other tests

Usability

Allow to determine if a given application is easy to use. They assess users' experience before (formative) and after (summative) the release of a given software.

Among the measures they can provide:

- Ease of learning and memorising
- Precision and completeness
- Efficiency and productivity (time spent to perform a task)
- Errors
- Satisfaction
- Accessibility

Testing techniques include observation, benchmarking, surveys, interviews, questionnaires, eye-tracking..

Other tests

Security

Allow measuring the level of security.

Ethical Hacking

Vulnerability reports and possible solutions

Open source: Wapiti, Zed Attack Proxy, Vega, W3af, Skipfish, Ratproxy, SQLMap, Wfuzz, Grendel-Scan, Arachni, Grabber.

Scalability, maintainability, portability..

Links

Gatling <https://gatling.io/>

[The Art of Destroying Your Web App With Gatling](https://gatling.io/2018/03/07/the-art-of-destroying-your-web-app/)

<https://gatling.io/2018/03/07/the-art-of-destroying-your-web-app/>

[The Scala Programming Language](https://www.scala-lang.org/)

<https://www.scala-lang.org/>

[Refactoring \(Advanced Gatling-Scala\)](https://gatling.io/docs/2.3/advanced_tutorial#advanced-tutorial)

https://gatling.io/docs/2.3/advanced_tutorial#advanced-tutorial

<https://github.com/gatling/gatling/tree/master/gatling-bundle/src/main/scala/computerdatabase>

[Testing Node.Js Application with Gatling](https://blog.knoldus.com/testing-node-js-application-with-gatling/)

<https://blog.knoldus.com/testing-node-js-application-with-gatling/>

Other tests

[Types of software testing](https://www.softwaretestinghelp.com/types-of-software-testing/)

<https://www.softwaretestinghelp.com/types-of-software-testing/>

[Qué son: Pruebas de usabilidad \(Andrea Cantú\)](https://blog.acantu.com/que-son-pruebas-usabilidad/)

<https://blog.acantu.com/que-son-pruebas-usabilidad/>

[An overview on usability testing & 6 tools to automate it](https://www.cubettech.com/blog/an-overview-on-usability-testing-6-tools-to-automate-it/)

<https://www.cubettech.com/blog/an-overview-on-usability-testing-6-tools-to-automate-it/>

["Solución automatizada de pruebas de penetración y auditoría de seguridad para entornos de prestación de servicios empresariales en Cloud"](#) David Lorenzo González, Trabajo fin de Grado (Universidad de Oviedo)