



Universidad de Oviedo



**SOFTWARE**  
ARCHITECTURE

# Software Architecture

Lab. 06

Distribution & Deployment

2021-22

Jose Emilio Labra Gayo  
Pablo González  
Irene Cid  
Hugo Lebrede

# GitHub Pages

GitHub supports creating websites

Useful for personal – project/repository

Branch **gh-pages**

# GitHub Pages - examples

## Organization level

Repository:

<https://github.com/Arquisoft/Arquisoft.github.io>

Deployed:

<https://arquisoft.github.io/>

It can be very useful for personal web pages


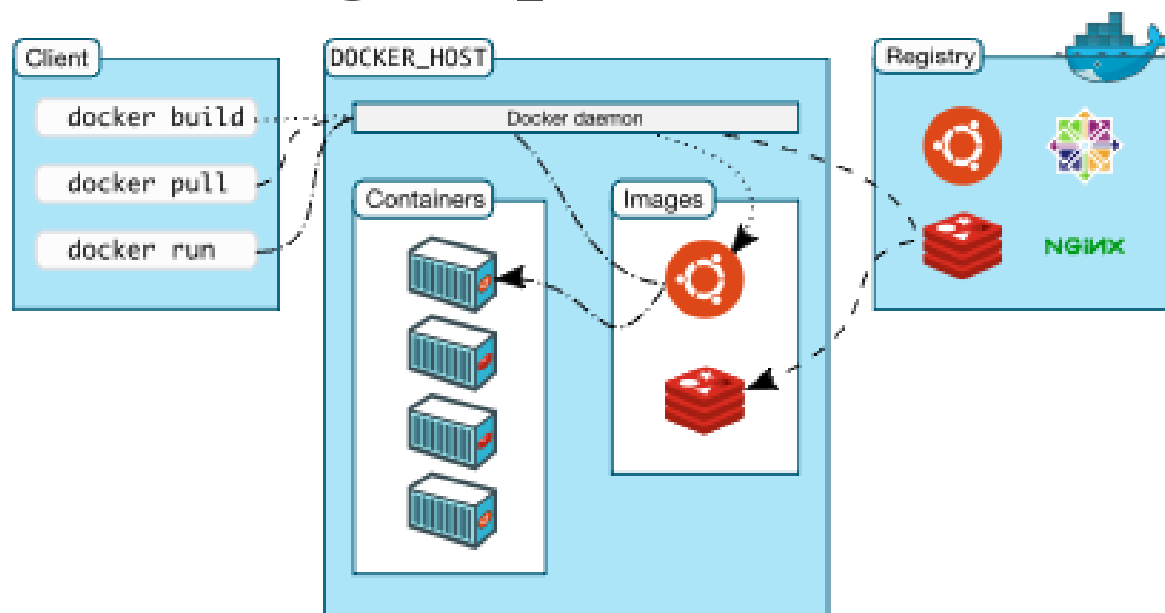
<http://pglez82.github.io>

# What is Docker?

Platform for developers and system administrators

Based on containers

Flexible, light, portable, scalable...



# What is an image?

A file that can be used to create a runnable package

Includes all things necessary to run the application:

- Code

- Runtime system

- Libraries

- Runtime variables

- Configuration files

It doesn't have state and never changes

# What is a container?

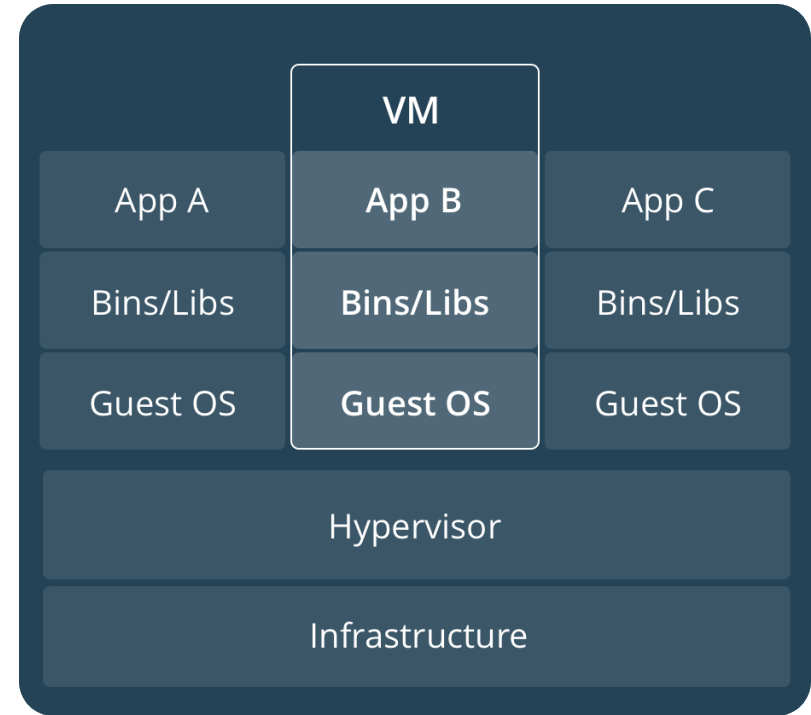
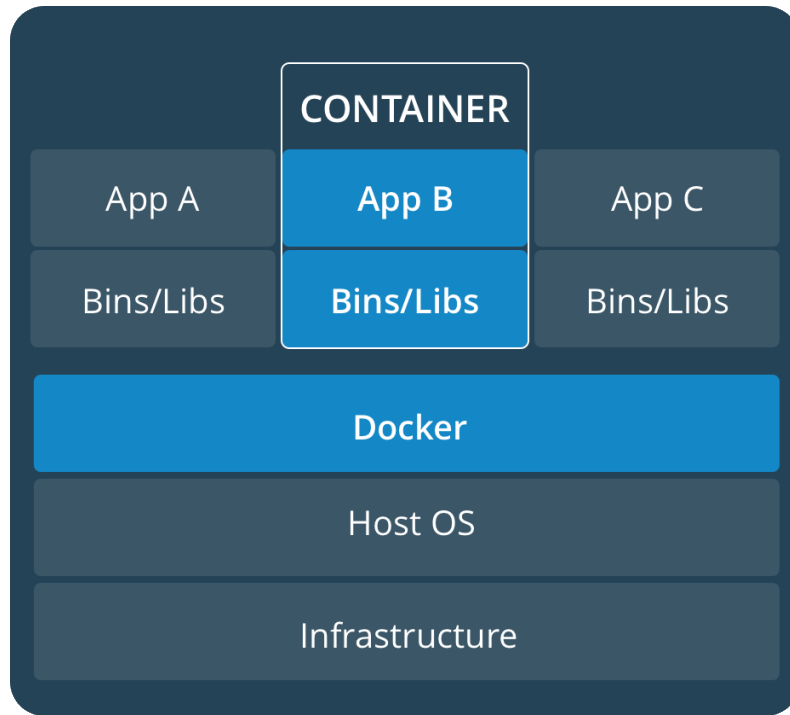
It is a live instance of an image

Docker is based on containers that enclose applications

Docker allows orchestration between containers

Linking several containers we can make a complex architecture

# Isn't that a VM?



Fuente: <https://docs.docker.com/get-started/#containers-and-virtual-machines>  
<https://stackoverflow.com/questions/16047306/how-is-docker-different-from-a-virtual-machine>


# Obtaining docker

<https://www.docker.com>

Available for GNU/Linux, windows and Mac

Docker desktop (Windows/Mac)

Docker ToolBox [faq#issue3](#)





# Docker Hub

Docker image repository

<https://hub.docker.com/>

Higher speed for development and modularity

Tested images for well-known services

Example: Need a web-server for development

```
docker pull nginx
```

```
docker pull httpd
```

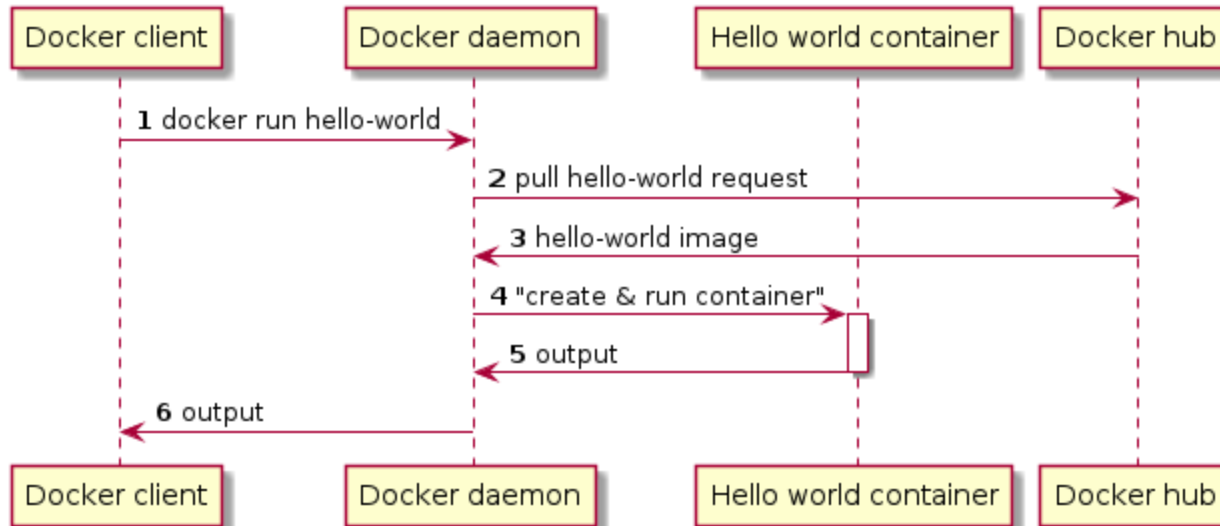
# Docker step by step

Install Docker

```
$ docker -v
```

Run "Hello World"

```
$ docker run hello-world
Unable to find image 'hello-world:latest' locally
latest: Pulling from library/hello-world
1b930d010525: Pull complete
Digest: sha256:f9dfddf63636d84ef479d645ab5885156ae030f...
Status: Downloaded newer image for hello-world:latest
```



# Docker example running Linux

## Run Ubuntu

```
$ docker container run -it ubuntu:latest /bin/bash
. . .
root@813cb77cebb2:/# ls -la
total 72
drwxr-xr-x   1 root root 4096 Mar 30 05:46 .
drwxr-xr-x   1 root root 4096 Mar 30 05:46 ..
-rwxr-xr-x   1 root root    0 Mar 30 05:46 .dockerenv
drwxr-xr-x   2 root root 4096 Mar 11 21:05 bin
drwxr-xr-x   2 root root 4096 Apr 24  2018 boot
drwxr-xr-x   5 root root  360 Mar 30 05:47 dev
drwxr-xr-x   1 root root 4096 Mar 30 05:46 etc
. . .
drwxr-xr-x   1 root root 4096 Mar 11 21:03 usr
drwxr-xr-x   1 root root 4096 Mar 11 21:05 var
root@813cb77cebb2:/#
```

# Docker status

## Commands to check status

```
λ docker image ls
```

| REPOSITORY  | TAG    | IMAGE ID     | CREATED       | SIZE   |
|-------------|--------|--------------|---------------|--------|
| hello-world | latest | fce289e99eb9 | 14 months ago | 1.84kB |

```
λ docker container ls --all
```

| CONTAINER ID | IMAGE       | COMMAND  | CREATED       | STATUS                   |
|--------------|-------------|----------|---------------|--------------------------|
| 8b6518da11db | hello-world | "/hello" | 9 minutes ago | Exited (0) 9 minutes ago |

[https://github.com/pglez82/docker\\_cheatsheet](https://github.com/pglez82/docker_cheatsheet)

# Docker simple web server

## Run a web server with Docker

Run in background

publish:expose port

```
$ docker run --detach --publish=80:80 --name=webserver nginx
Unable to find image 'nginx:latest' locally
latest: Pulling from library/nginx
68ced04f60ab: Pull complete
28252775b295: Pull complete
a616aa3b0bf2: Pull complete
Digest: sha256:2539d4344dd18e1df02be842ffc435f8e1f699cfc55516e2cf2cb16b7a9aea0b
Status: Downloaded newer image for nginx:latest
b7e9213eb3367cd465b29701a7e6441a7210a46d439196d30e76ddc9c72ee280
```

localhost

### Welcome to nginx!

If you see this page, the nginx web server is successfully installed and working. Further configuration is required.

# Some commands

```
docker info
```

```
docker ps
```

```
docker image ls
```

```
docker container ls -all
```

```
docker pull
```

```
docker run
```

```
docker stop
```

```
docker rm
```

# Example 1: Running solid locally

Node solid server

Docker image available at

<https://hub.docker.com/r/nodesolidserver/node-solid-server>

## Pull image

```
$ docker pull nodesolidserver/node-solid-server
```

Run image

```
$ docker run -p 8443:8443 --name solid nodesolidserver/node-solid-server
```

Browse the App at <https://localhost:8443>

# How to build an image

DSL to build images

We need to create a file, called **Dockerfile**

It contains commands necessary to build the image

**Keywords:** FROM, RUN, ADD, COPY, ENV, EXPOSE, CMD...

Dockerfile

```
FROM ubuntu
```

```
CMD echo "Hi Software architecture students"
```



# Building an image

1. Create a folder for the project
2. Edit a Dockerfile (no extension)
3. `docker build -t image_name .`
4. `docker images` (list images)
5. `docker run image_name`

Dockerfile

```
FROM ubuntu
CMD echo "Hi ASW students"
```

```
λ docker build -t "example1" .
Sending build context to Docker daemon 2.048kB
Step 1/2 : FROM ubuntu
latest: Pulling from library/ubuntu
5bed26d33875: Pull complete
...
Digest: sha256:bec5a2727be7fff3d308193cfde3491f8fba1a2...
Status: Downloaded newer image for ubuntu:latest
--> 4e5021d210f6
Step 2/2 : CMD echo "Hi Software architecture students"
--> Running in 9d5516995c2b
Removing intermediate container 9d5516995c2b
--> 41784c740df4
Successfully built 41784c740df4
Successfully tagged example1:latest
```

```
λ docker images
REPOSITORY TAG      IMAGE ID  CREATED          SIZE
example1   latest  41784c740  32 seconds ago  64.2MB
```

```
λ docker run example1
Hi ASW students
```

# Example 2:

## Dede sample webapp

[https://github.com/Arquisoft/dede\\_0/tree/master/webapp](https://github.com/Arquisoft/dede_0/tree/master/webapp)

```
1 FROM node:16.13.1
2 LABEL org.opencontainers.image.source https://github.com/pglez82/ASW2122_0
3 COPY . /app
4 WORKDIR /app
5 #Install the dependencies
6 RUN npm install
7
8 #Create an optimized version of the webapp
9 RUN npm run build
10
11 #Ver como podemos llamar npm run prod aquí
12 CMD [ "npm", "run", "prod" ]
```

# Example 3:

## Dede sample restapi

[https://github.com/Arquisoft/dede\\_0/tree/master/restapi](https://github.com/Arquisoft/dede_0/tree/master/restapi)

```
1 FROM node:16.13.1
2 LABEL org.opencontainers.image.source https://github.com/pglez82/ASW2122_0
3 COPY . /app
4 WORKDIR /app
5 #Install the dependencies
6 RUN npm install
7 CMD [ "npm", "start" ]
```

# Combining multiple docker containers

- Docker compose allows modularization of an application or architecture
- Different services are defined that communicate among them
- Each service is in a separate container
- File: docker-compose.yml
- [Dede docker-compose file](#)

# Running Docker compose

## Configuration

- We can configure multiple services
- Each service can depend on others
- By default, all services share the same network and are accessible through their container name

## Running

- For running (or stopping) a docker-compose file we execute: `docker-compose (up|down)`

# Extra information

Small repository with all the basic commands used in docker:

[https://github.com/pglez82/docker\\_cheatsheet](https://github.com/pglez82/docker_cheatsheet)

# Tips

Force rebuild in docker-compose

```
$ docker-compose up --build --force-recreate
```